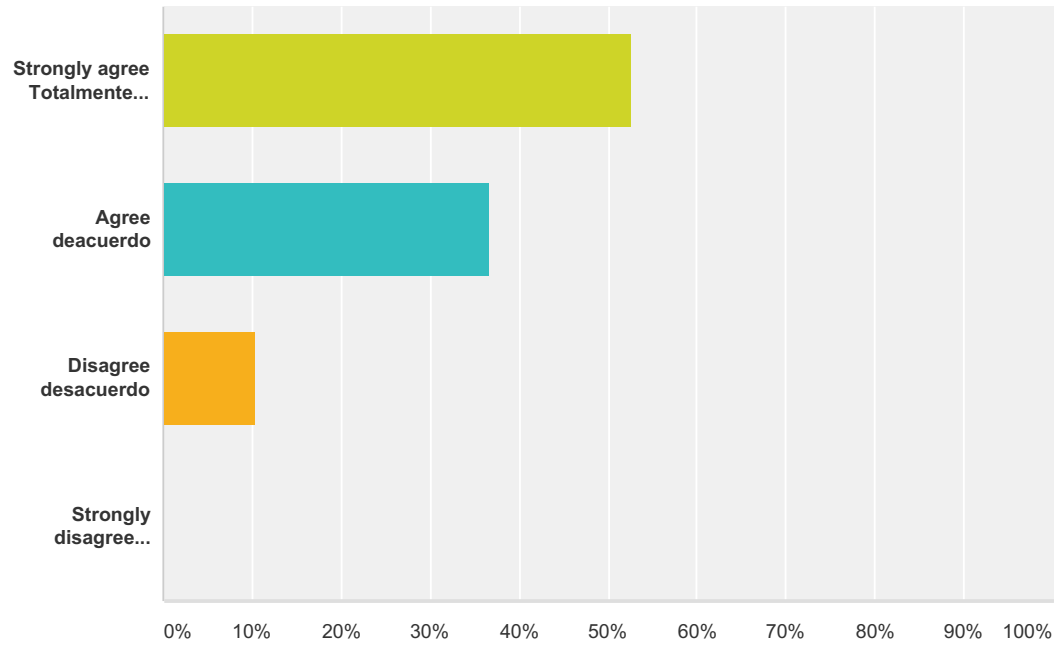


**Q1 All students are provided equal opportunities for learning. Tienen todos los estudiantes las mismas oportunidades de aprendizaje.**

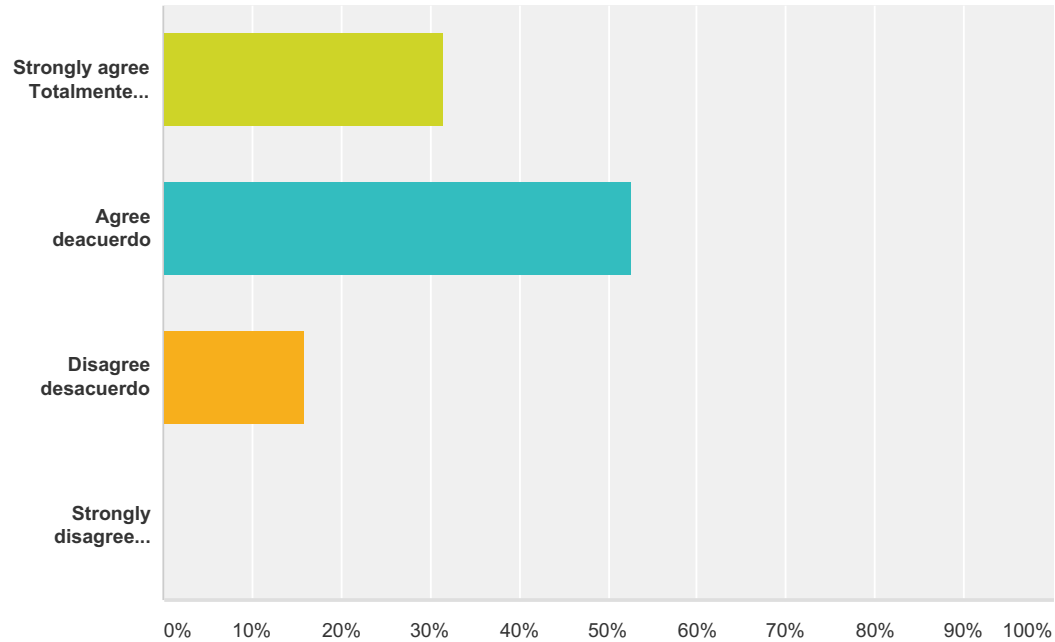
Answered: 19 Skipped: 0



Answer Choices	Responses	
Strongly agree Totalmente de acuerdo	52.63%	10
Agree de acuerdo	36.84%	7
Disagree desacuerdo	10.53%	2
Strongly disagree Totalmente desacuerdo	0.00%	0
<b>Total</b>		<b>19</b>

**Q2 The district/campus provides a quality learning climate.El distrito prove un ambiente calido para el aprendizaje.**

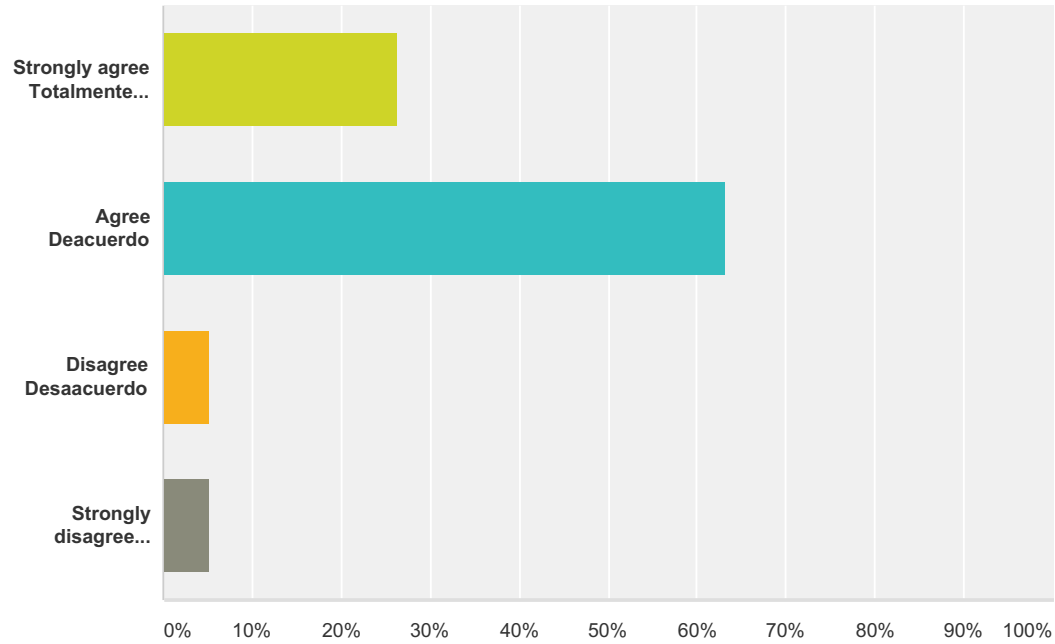
Answered: 19 Skipped: 0



Answer Choices	Responses	Count
Strongly agree Totalmente de acuerdo	31.58%	6
Agree de acuerdo	52.63%	10
Disagree desacuerdo	15.79%	3
Strongly disagree Totalmente desacuerdo	0.00%	0
<b>Total</b>		<b>19</b>

**Q3 The district/campus provides additional learning assistance as needed.El distrito ofrece asistencia adicional si es necesario.**

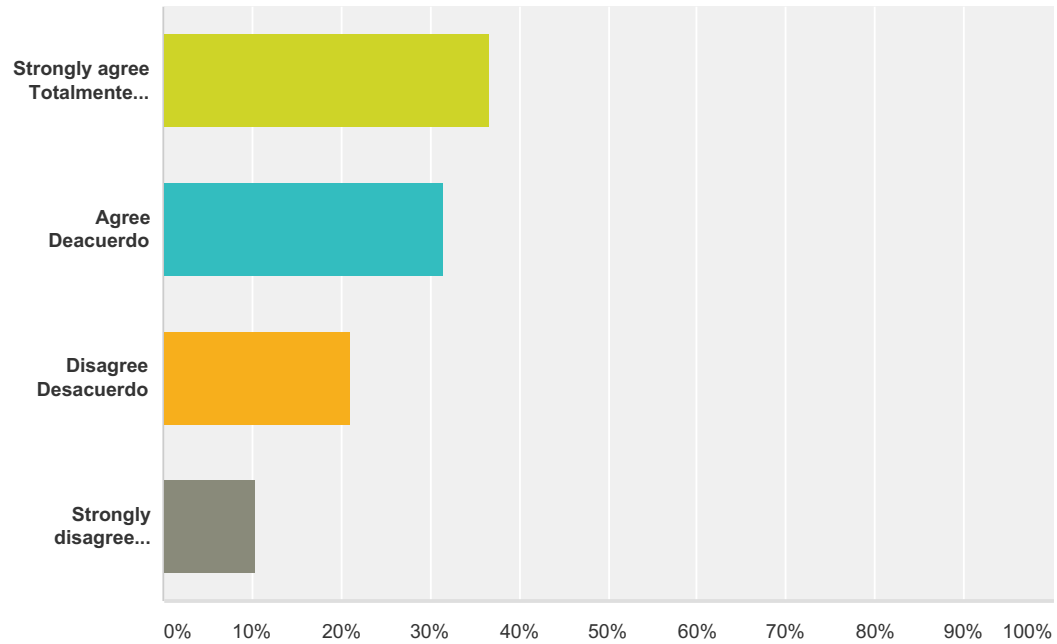
Answered: 19 Skipped: 0



Answer Choices	Responses
Strongly agree Totalmente de acuerdo	26.32% 5
Agree De acuerdo	63.16% 12
Disagree Desa acuerdo	5.26% 1
Strongly disagree Totalmente des acuerdo	5.26% 1
<b>Total</b>	<b>19</b>

**Q4 Students are treated fairly. Se trata a los estudiantes con igualdad justamente.**

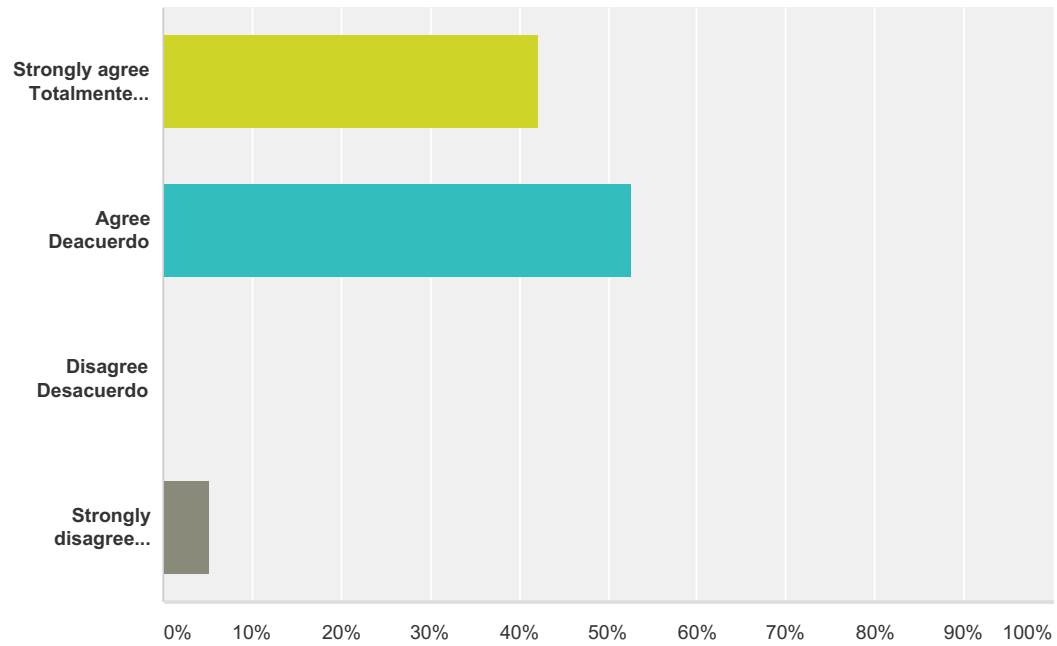
Answered: 19 Skipped: 0



Answer Choices	Responses
Strongly agree Totalmente de acuerdo	36.84% 7
Agree De acuerdo	31.58% 6
Disagree Desacuerdo	21.05% 4
Strongly disagree Totalmente desacuerdo	10.53% 2
<b>Total</b>	<b>19</b>

**Q5 Staff respects cultural diversity. Los empleados respetan la diversidad de Cultura.**

Answered: 19 Skipped: 0

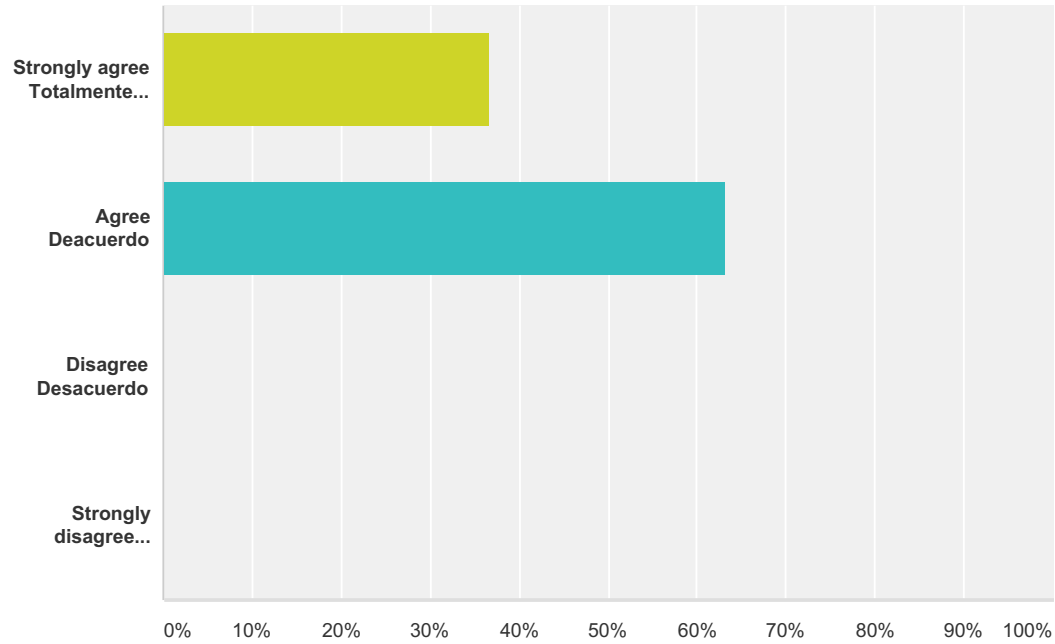


Answer Choices	Responses	
Strongly agree Totalmente de acuerdo	42.11%	8
Agree De acuerdo	52.63%	10
Disagree Desacuerdo	0.00%	0
Strongly disagree Totalmente desacuerdo	5.26%	1
<b>Total</b>		<b>19</b>

Community Engagement Survey

**Q6 Students are safe at school. Los estudiantes estan a salvo dentro do la escuela.**

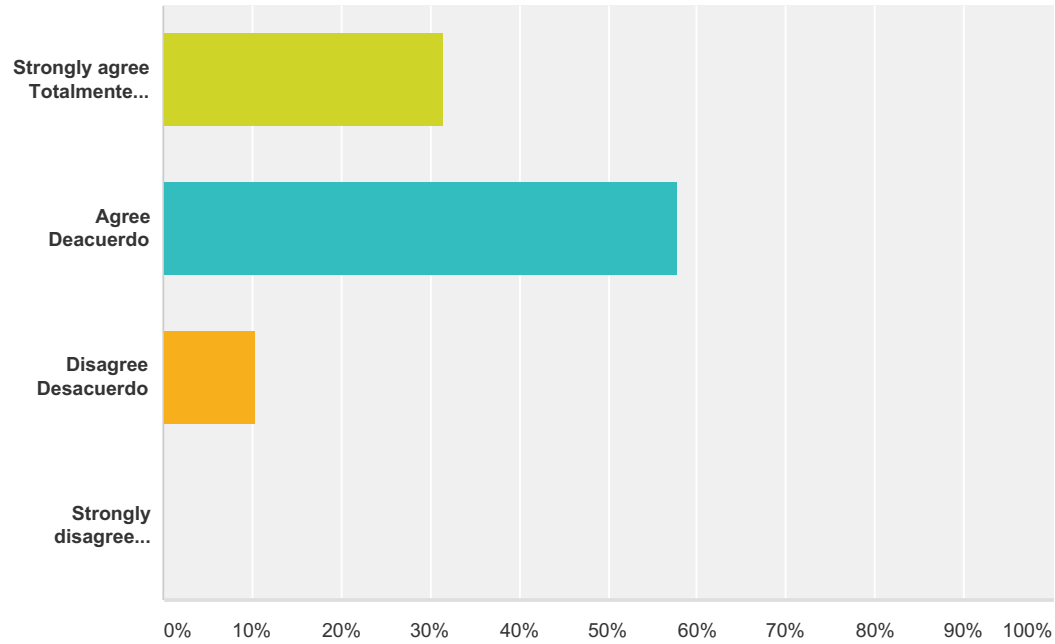
Answered: 19 Skipped: 0



Answer Choices	Responses
Strongly agree Totalmente de acuerdo	36.84% 7
Agree De acuerdo	63.16% 12
Disagree Desacuerdo	0.00% 0
Strongly disagree Totalmente desacuerdo	0.00% 0
<b>Total</b>	<b>19</b>

**Q7 This is a high quality district with a good PreK - 8th grade campus. Es este un distrito de alta calidad para PreK - 8 grado**

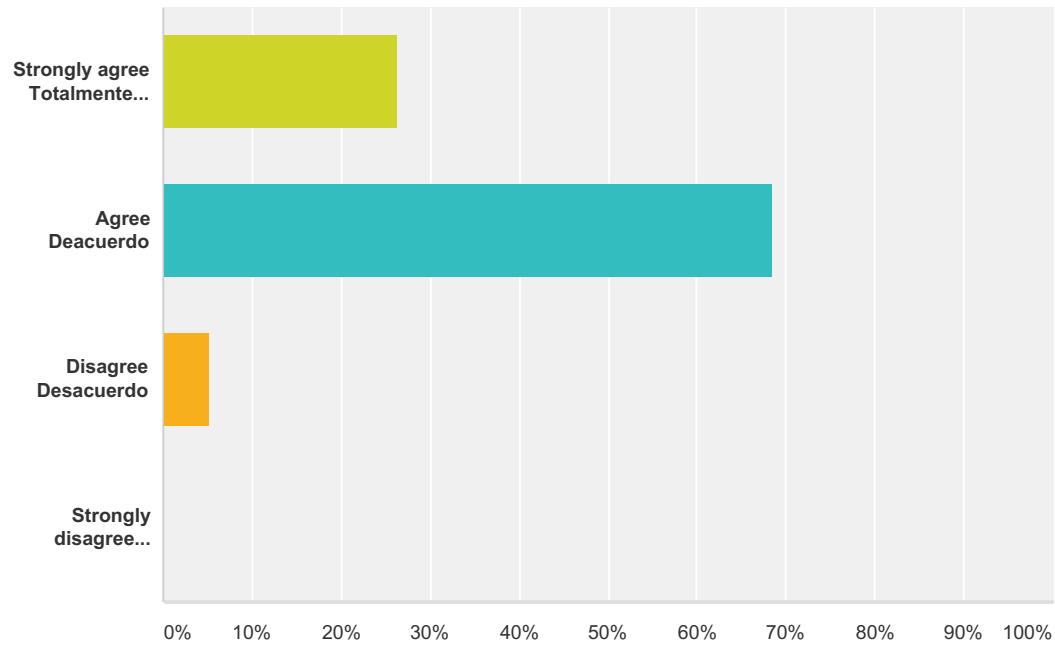
Answered: 19 Skipped: 0



Answer Choices	Responses	Count
Strongly agree Totalmente de acuerdo	31.58%	6
Agree De acuerdo	57.89%	11
Disagree Desacuerdo	10.53%	2
Strongly disagree Totalmente desacuerdo	0.00%	0
<b>Total</b>		<b>19</b>

**Q8 The district/campus sets high standards for students. The distrito pone altos standares para los estudiantes.**

Answered: 19 Skipped: 0



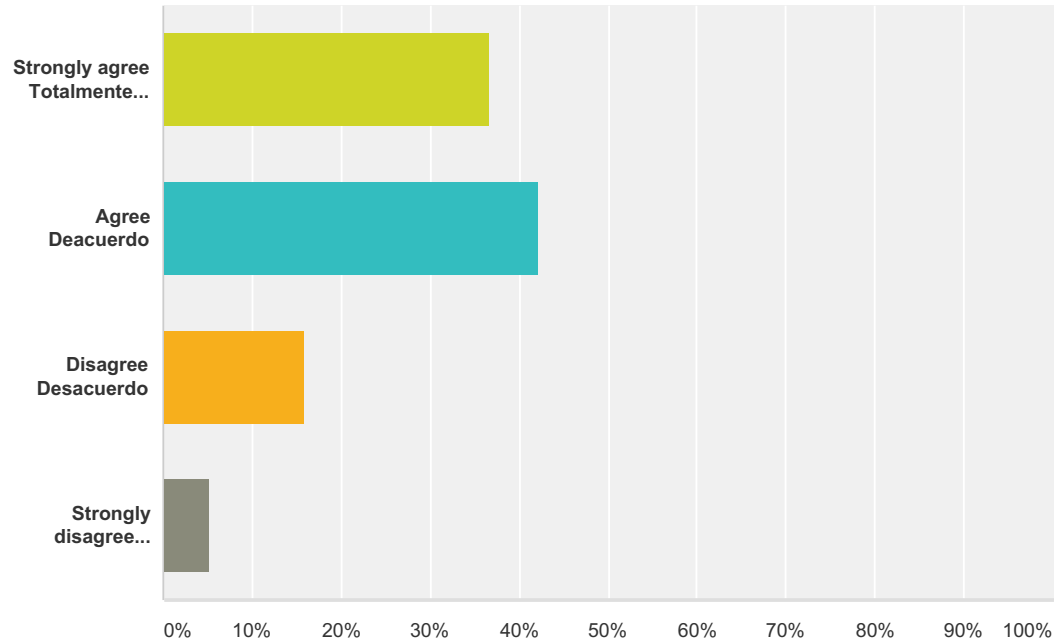
Answer Choices	Responses
Strongly agree Totalmente de acuerdo	26.32% 5
Agree De acuerdo	68.42% 13
Disagree Desacuerdo	5.26% 1
Strongly disagree Totalmente desacuerdo	0.00% 0
<b>Total</b>	<b>19</b>



Community Engagement Survey

**Q9 I trust the district/campus leadership. Tengo confianza en el liderazgo del distrito.**

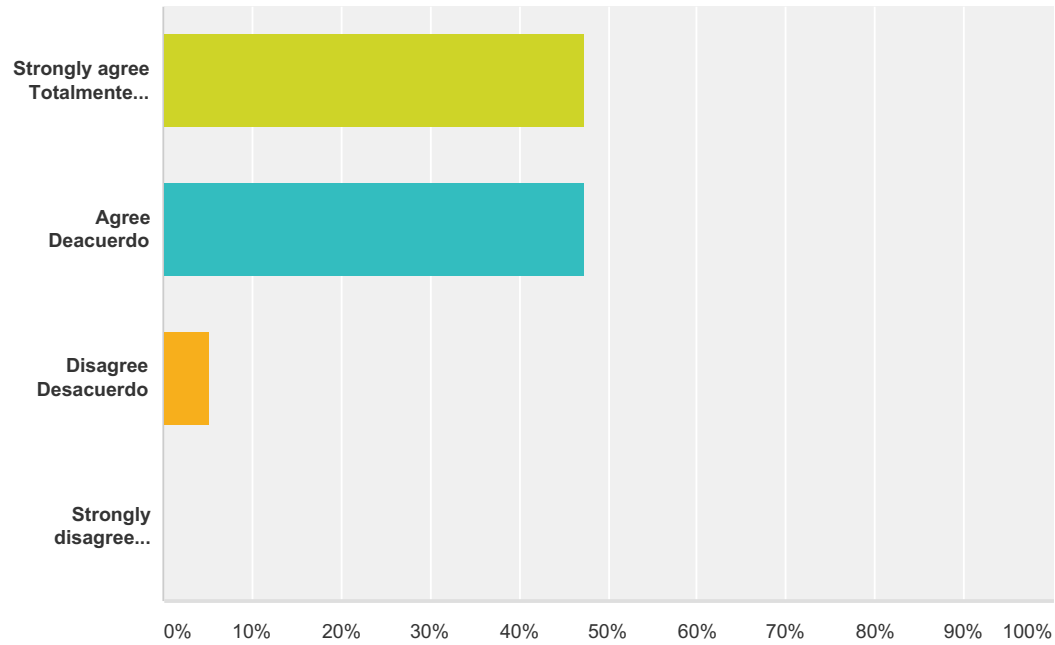
Answered: 19 Skipped: 0



Answer Choices	Responses	
Strongly agree Totalmente de acuerdo	36.84%	7
Agree De acuerdo	42.11%	8
Disagree Desacuerdo	15.79%	3
Strongly disagree Totalmente desacuerdo	5.26%	1
<b>Total</b>		<b>19</b>

**Q10 District/Campus employees are committed to student success. Están los empleados comprometidos para el éxito de los estudiantes.**

Answered: 19 Skipped: 0

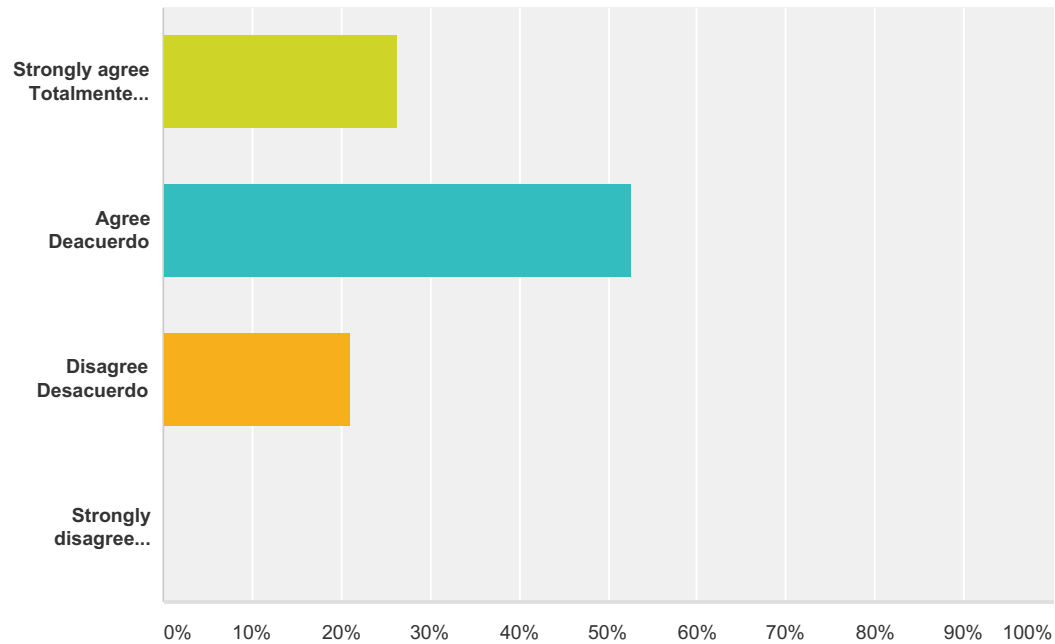


Answer Choices	Responses	
Strongly agree Totalmente de acuerdo	47.37%	9
Agree De acuerdo	47.37%	9
Disagree Desacuerdo	5.26%	1
Strongly disagree Totalmente desacuerdo	0.00%	0
<b>Total</b>		<b>19</b>

Community Engagement Survey

**Q11 Fine arts programs (music, performances, etc.)**  
**Programas de arte o musica**

Answered: 19 Skipped: 0

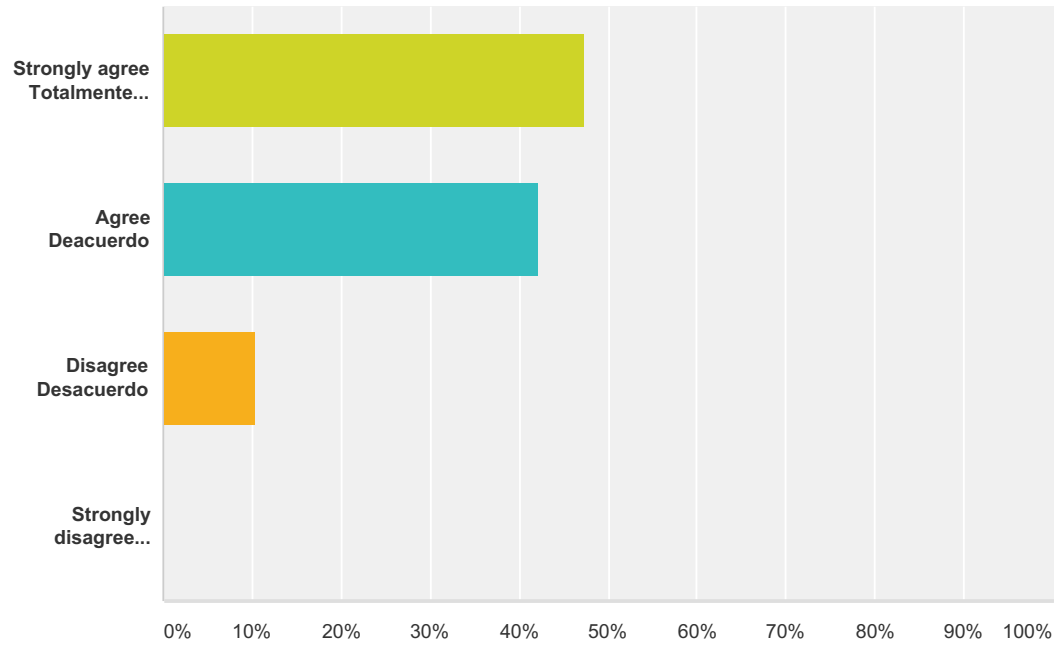


Answer Choices	Responses	Count
Strongly agree Totalmente de acuerdo	26.32%	5
Agree De acuerdo	52.63%	10
Disagree Desacuerdo	21.05%	4
Strongly disagree Totalmente desacuerdo	0.00%	0
<b>Total</b>		<b>19</b>

Community Engagement Survey

**Q12 Wellness and PE Program (health, athletics, special programs like dental care, etc.)Programas de vien estar. E.f. Salud, Attetismo, dental, etc.)**

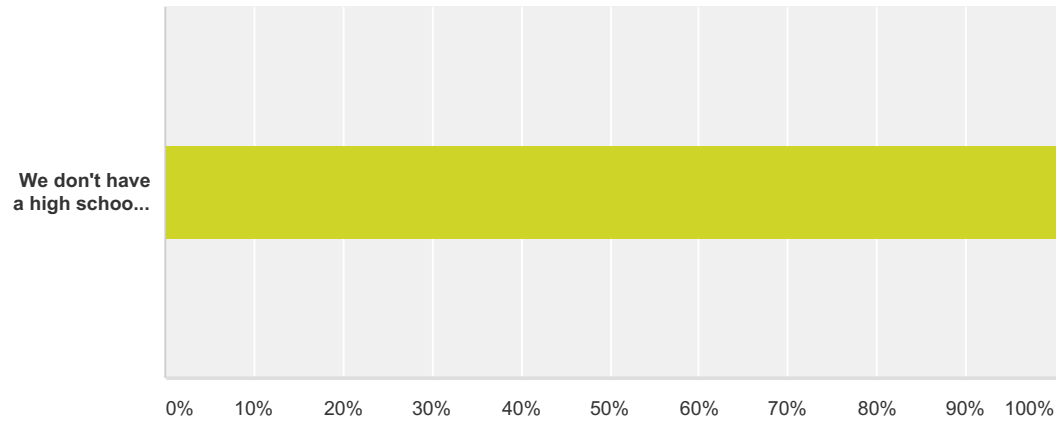
Answered: 19 Skipped: 0



Answer Choices	Responses	
Strongly agree Totalmente de acuerdo	47.37%	9
Agree De acuerdo	42.11%	8
Disagree Desacuerdo	10.53%	2
Strongly disagree Totalmente desacuerdo	0.00%	0
<b>Total</b>		<b>19</b>

**Q13 Career and tech programs (not applicable - we don't have a high school)Estas carreras no aplican para este distrito.**

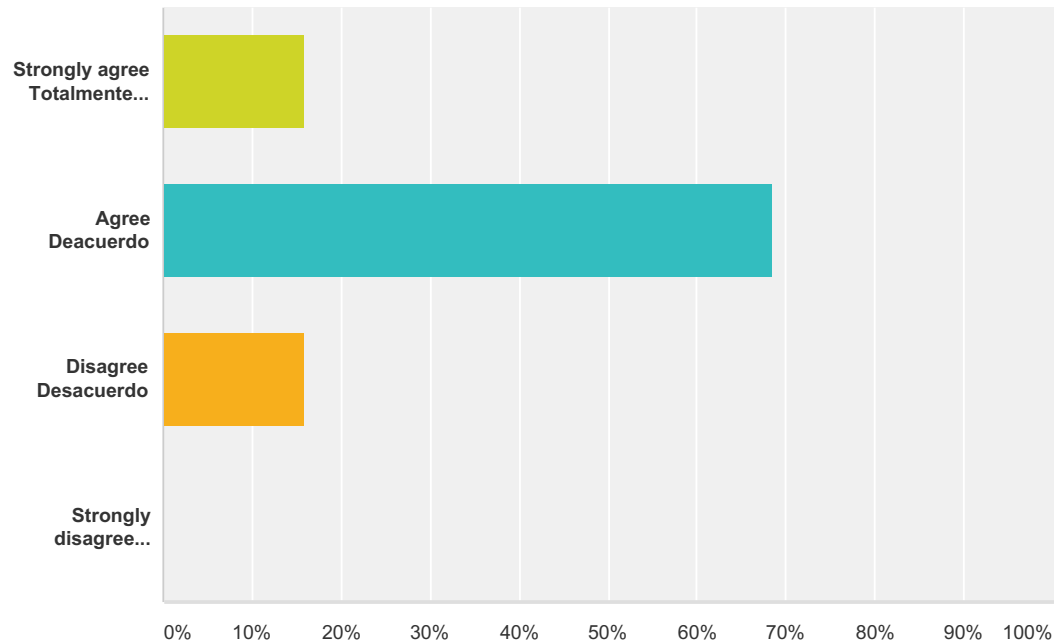
Answered: 19 Skipped: 0



Answer Choices	Responses
We don't have a high school campus.No tenemos una escuela secundaria.	100.00% 19
<b>Total</b>	<b>19</b>

**Q14 Second language programs (English as a Second Language) Programa de ESL Ingles como segundo idioma.**

Answered: 19 Skipped: 0

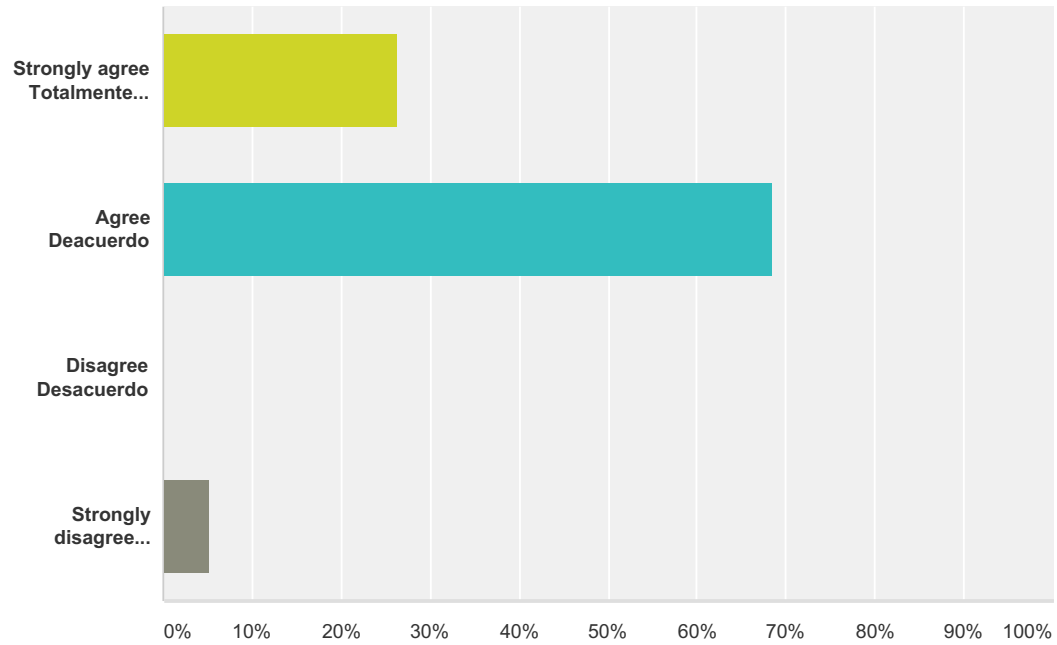


Answer Choices	Responses
Strongly agree Totalmente de acuerdo	15.79% 3
Agree De acuerdo	68.42% 13
Disagree Desacuerdo	15.79% 3
Strongly disagree Totalmente desacuerdo	0.00% 0
<b>Total</b>	<b>19</b>

Community Engagement Survey

**Q15 Gifted and talented program (talent pool)Programa Ninos con Talento**

Answered: 19 Skipped: 0

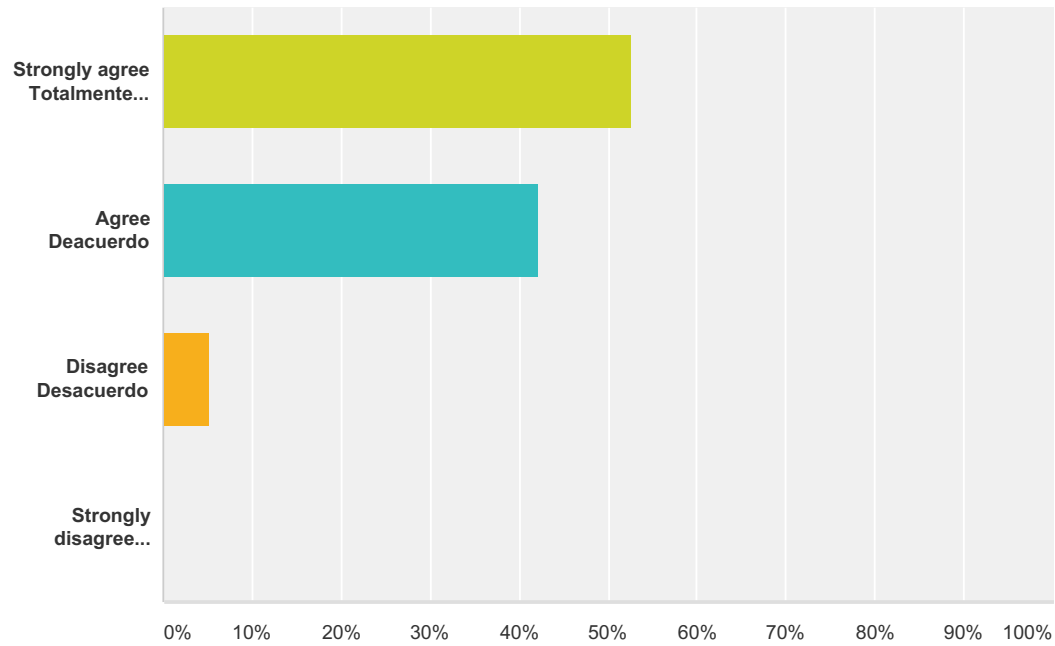


Answer Choices	Responses
Strongly agree Totalmente de acuerdo	26.32% 5
Agree De acuerdo	68.42% 13
Disagree Desacuerdo	0.00% 0
Strongly disagree Totalmente desacuerdo	5.26% 1
<b>Total</b>	<b>19</b>

Community Engagement Survey

**Q16 Use of technology (iPads, laptops, desktops, overhead projectors, etc.)**  
**Uso de Tegnologia**

Answered: 19 Skipped: 0

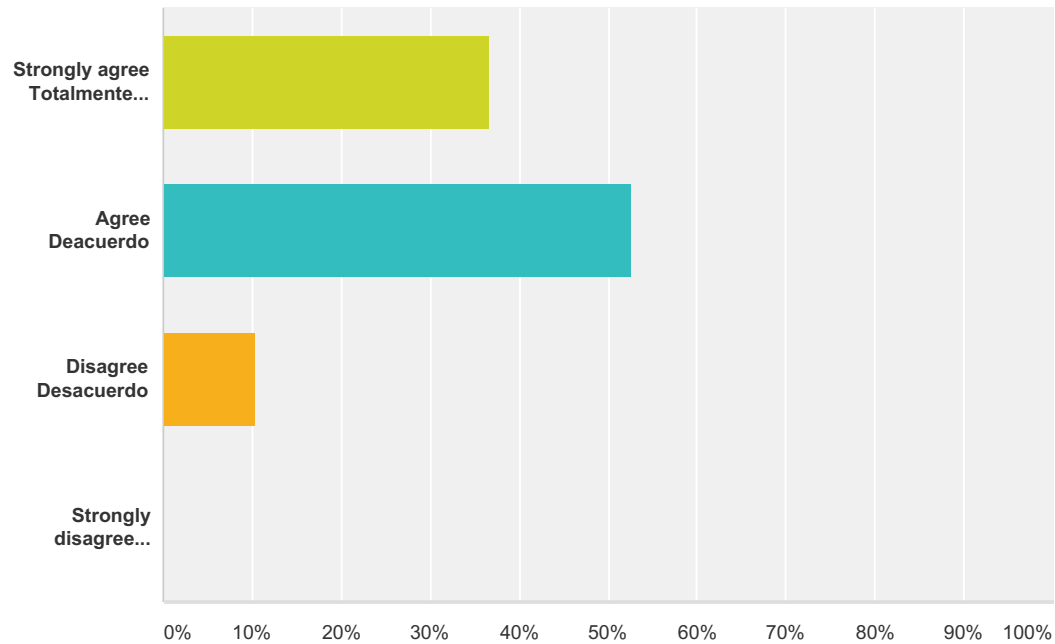


Answer Choices	Responses
Strongly agree Totalmente de acuerdo	52.63% 10
Agree De acuerdo	42.11% 8
Disagree Desacuerdo	5.26% 1
Strongly disagree Totalmente desacuerdo	0.00% 0
<b>Total</b>	<b>19</b>



**Q17 Community and parent involvement  
(Parent Advisory Committee, invitations to meetings, parent conferences, The Seafood Fest, The Matagorda Day Boil Blast, etc.)Comite de Padres, invitados a participar, juntas, conferencias**

Answered: 19 Skipped: 0



Answer Choices	Responses
Strongly agree Totalmente de acuerdo	36.84% 7
Agree De acuerdo	52.63% 10
Disagree Desacuerdo	10.53% 2
Strongly disagree Totalmente desacuerdo	0.00% 0

# Community Engagement Survey

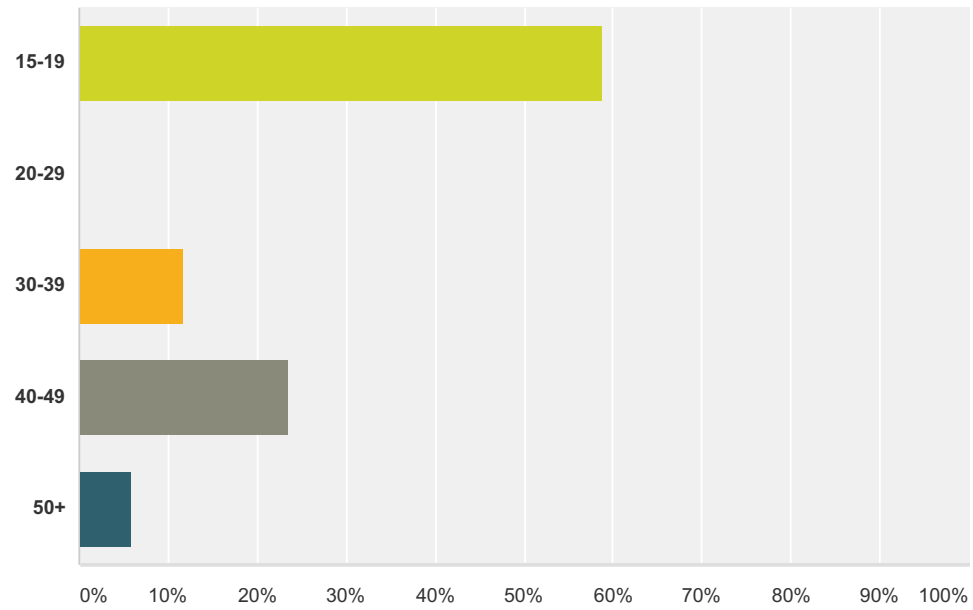
Total

19

Community Engagement Survey

**Q18 What is your age? Cual es su edad**

Answered: 17 Skipped: 2

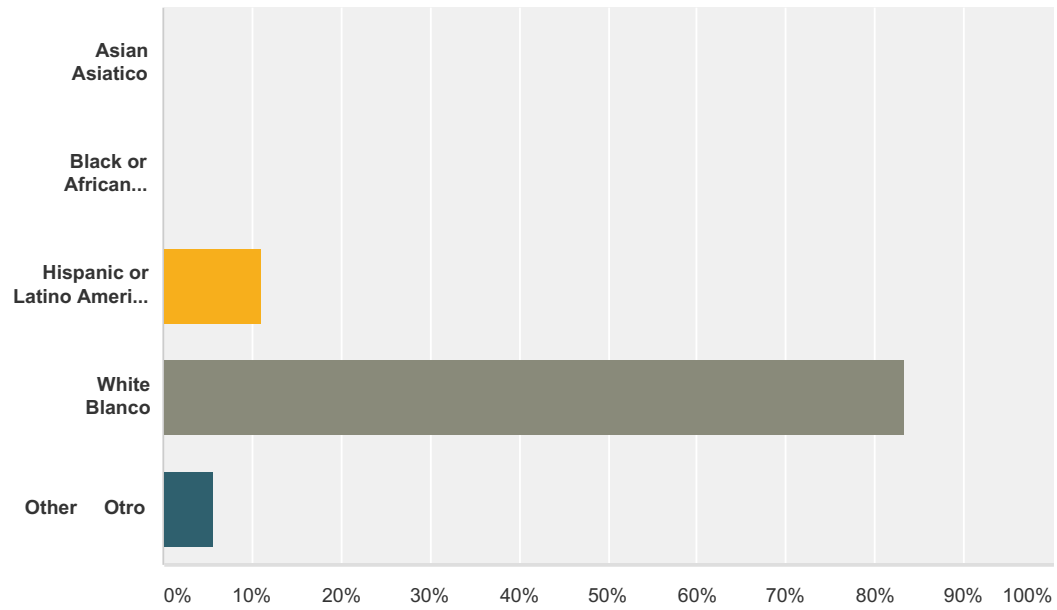


Answer Choices	Responses	
15-19	58.82%	10
20-29	0.00%	0
30-39	11.76%	2
40-49	23.53%	4
50+	5.88%	1
<b>Total</b>		<b>17</b>

Community Engagement Survey

**Q19 What is your Ethnicity?Raza Etnica?**

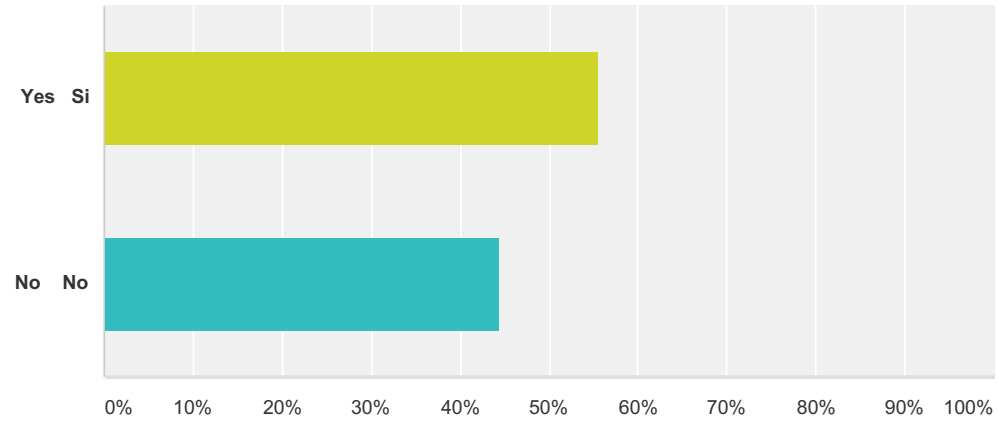
Answered: 18 Skipped: 1



Answer Choices	Responses
Asian Asiatico	0.00% 0
Black or African American Negro Africa Americano	0.00% 0
Hispanic or Latino American Hispano Latino Americano	11.11% 2
White Blanco	83.33% 15
Other Otro	5.56% 1
<b>Total</b>	<b>18</b>

**Q20 Are you an "in district" family? Selkirk, Matagorda**  
**Es usted familia Matagorda or Selkirk?**

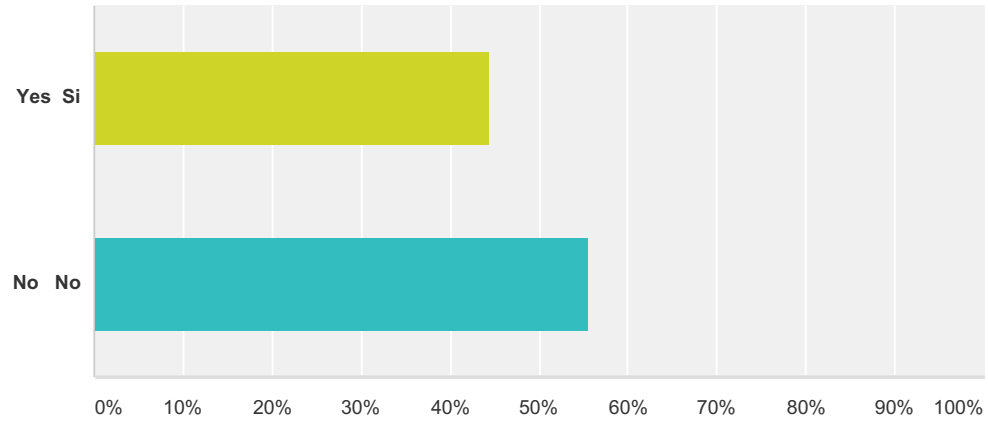
Answered: 18 Skipped: 1



Answer Choices	Responses	
Yes Si	55.56%	10
No No	44.44%	8
<b>Total</b>		<b>18</b>

**Q21 Are you an "out of district" family?Es  
usted familiar fuera del distrito?  
Wadsworth or Bay City**

Answered: 18 Skipped: 1

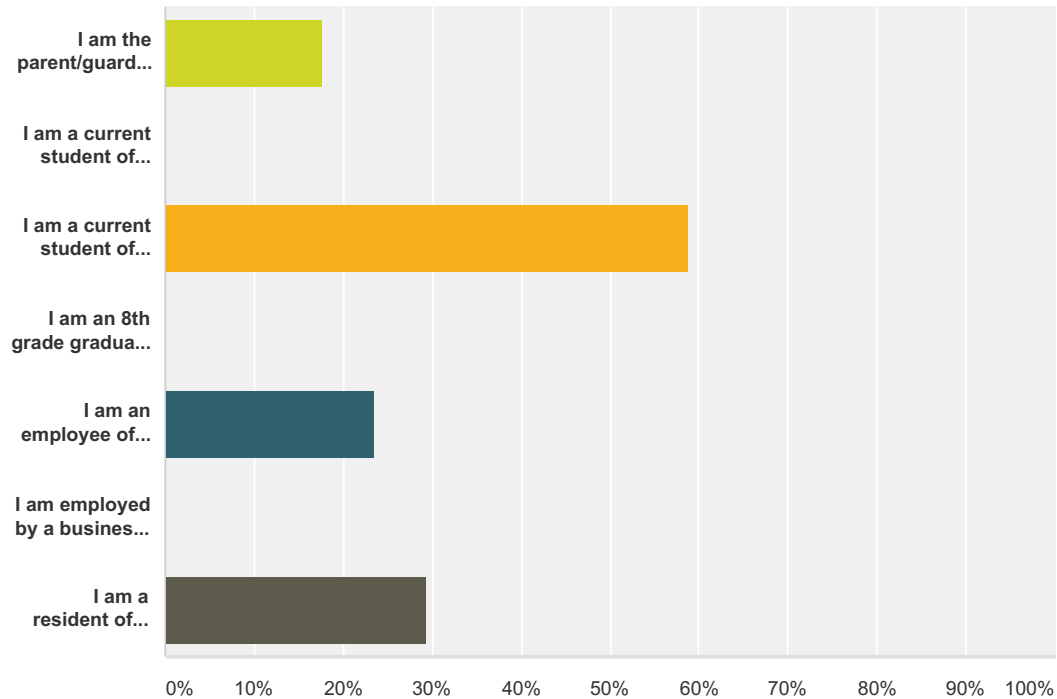


Answer Choices	Responses	
Yes Si	44.44%	8
No No	55.56%	10
<b>Total</b>		<b>18</b>

# Community Engagement Survey

## Q22 Select all that apply. Seleccione las que apliquen.

Answered: 17 Skipped: 2



Answer Choices	Responses
I am the parent/guardian of a child who currently attends Matagorda ISD. Padre o tutor de estudiante en curso de Matagorda I.S.D.	17.65% 3
I am a current student of Matagorda ISD in grades 3-5. Estudiante de la escuela Matagorda. de 3-5 grado.	0.00% 0
I am a current student of Matagorda ISD in grades 6-8. Estudiante de Matagorda I.S.D. 6-8 grado.	58.82% 10
I am an 8th grade graduate of Matagorda ISD. Graduado de Matagorda I.S.D.	0.00% 0
I am an employee of Matagorda ISD. Empleado de Matagorda I.S.D.	23.53% 4
I am employed by a business in the Matagorda community. Empleado por negocio de la comunidad de Matagorda.	0.00% 0

# Community Engagement Survey

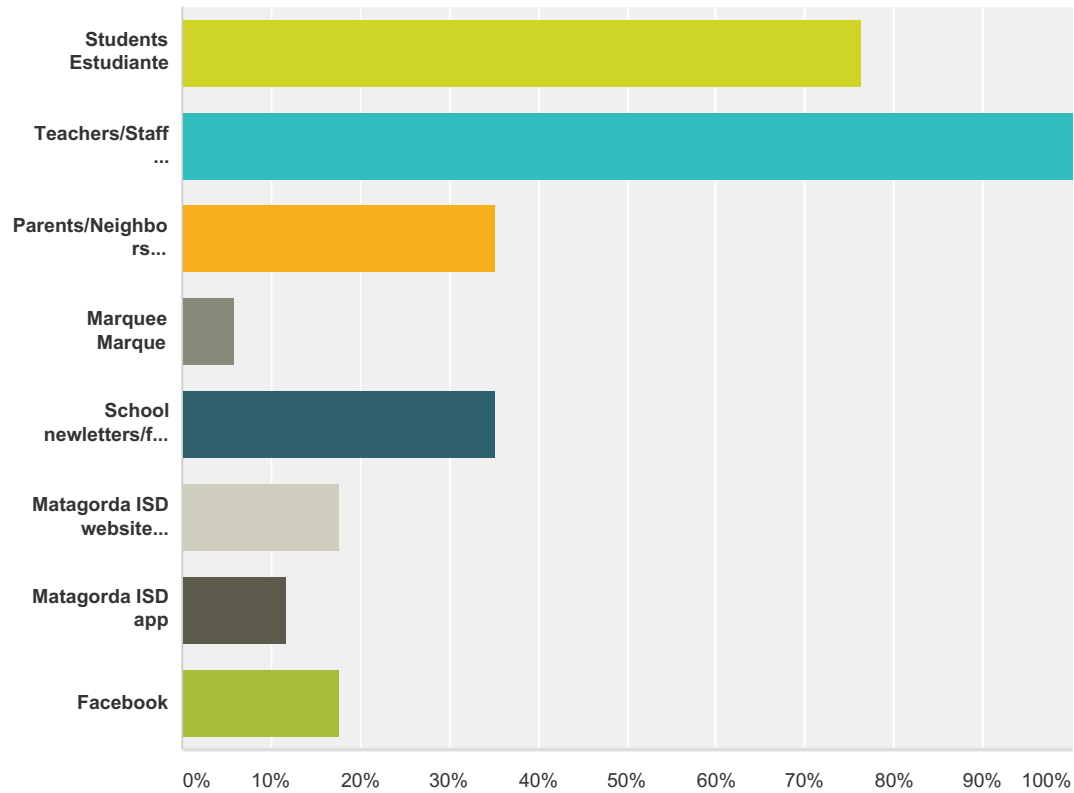
I am a resident of Matagorda, Wadsworth, or Selkirk. Residente de Matagorda, Wadsworth, Selkirk.	29.41%	5
<b>Total Respondents: 17</b>		



Community Engagement Survey

**Q23 What are your top three sources of information about Matagorda ISD? Select 3 only. Cual es la foerma de information about Matagorda I.S.D? Seleccione 3.**

Answered: 17 Skipped: 2



Answer Choices	Responses
Students Estudiante	76.47% 13
Teachers/Staff Maestro/Empleado	100.00% 17
Parents/Neighbors Padres/Vecino	35.29% 6

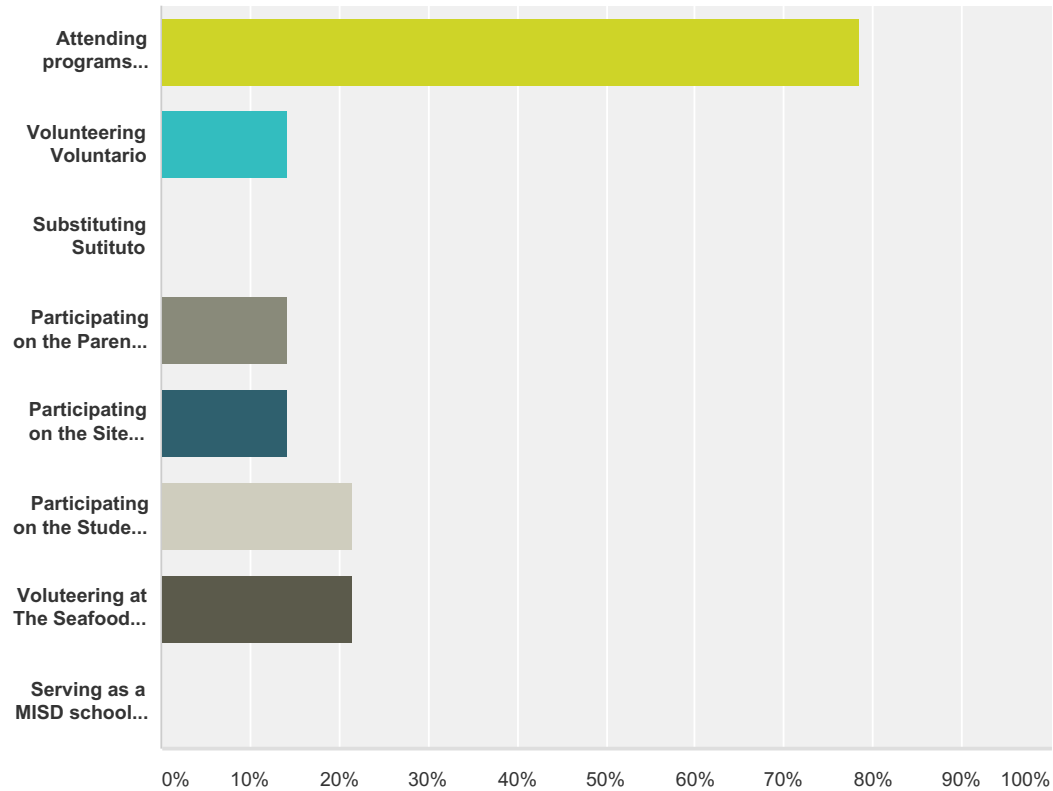
## Community Engagement Survey

Marquee Marque	5.88%	1
School newsletters/flyers Pagina de Internet de la Escuela de Matagorda	35.29%	6
Matagorda ISD website Aplicacion de MISD	17.65%	3
Matagorda ISD app	11.76%	2
Facebook	17.65%	3
<b>Total Respondents: 17</b>		

Community Engagement Survey

**Q24 As a school community member, how are you partnering with our school?Es usted miembro de la escuela?**

Answered: 14 Skipped: 5



Answer Choices	Responses
Attending programs Atiende a los Programas	78.57% 11
Volunteering Voluntario	14.29% 2
Substituting Sutiluto	0.00% 0
Participating on the Parent Advisory Committee Participa en el Comité PAC	14.29% 2

## Community Engagement Survey

Participating on the Site Based Decision Making Committee Participante del Comite SBDMC	14.29%	2
Participating on the Student Health Advisory Council Participante SHAC	21.43%	3
Voluteering at The Seafood Fest and/or Matagorda Day Boil Blast Voluntario del festival	21.43%	3
Serving as a MISD school board member Miembro de la Mesa Directiva	0.00%	0
<b>Total Respondents: 14</b>		